

Technical Bulletin

MAYTAG®

Type Policy Letter
√ Service Information

Date: October 2006

No: TDL-0114-B
Page 1 of 2
ITDL-0039-B

Attention Service Managers
√ Service and Parts Managers

Models MAV4057AW*, MAV4500AW*, MAV5000AW*, MAV5057AW*,
MAV5736AW*, MAV5842AW*, MAV6000AW*, MAV6057AW*,
MAV6200AW*, MAV6257AW*, MAV6300AW*, MAV6357AW*,
MAV6451AW*, MAV6548AW*, MAV6601AW*, MAV7000AW*,
MAV7057AW*, MAV7200AW*, MAV7346AW*, MAV7357AW*,
MAV7358AW*, MAV7450AW*, MAV7501AW*, MAV7504EW*,
MAV7551AW*, MAV7600AW*, MAV7636AW*, MAV7642AW*,
MAV7700AW*, MAV7751AW*, MAV7757AW*, MAV7901AW*, MAV8000AW*, MAV8057AW*,
MAV8260AW*, MAV8500AW*, MAV8600AW*, MAV8751AW*, MAV8757AW*, MAV9501AW*,
MAV9600*, MAV9750*


Brand
Maytag

Product
Laundry

Issue Poor spinning due to tub support not flat.

Warranty Standard product manufacturing warranty applies.

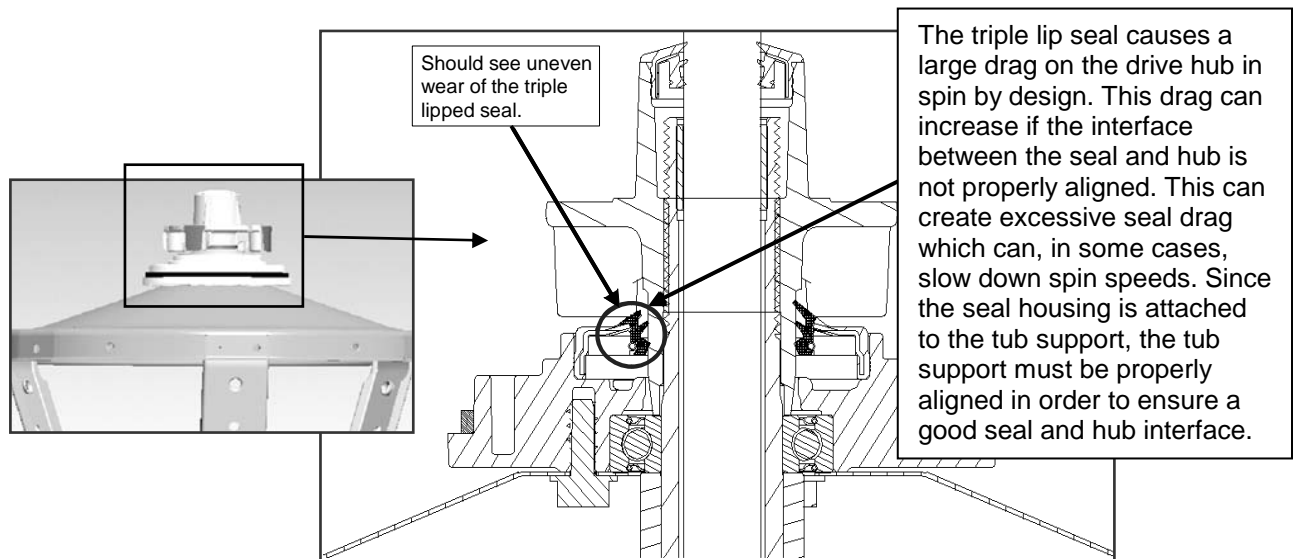
Action Check if the interface between the seal and hub is not properly aligned. This can cause the tub seal to bind on the spinner hub during spin.



⚠ WARNING

Electrical Shock Hazard

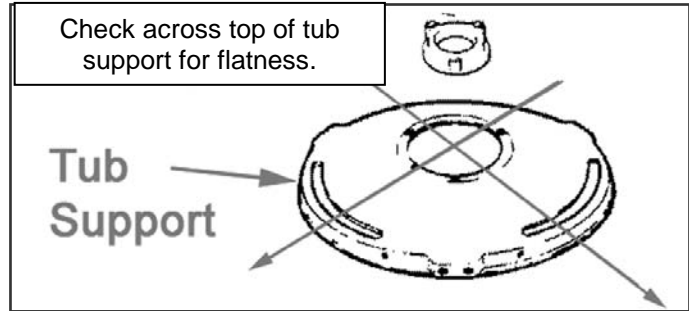
Disconnect power before servicing.
Replace all parts and panels before operating.
Failure to do so can result in death or electrical shock.



If you can see uneven wear of the triple lip seal, check to see if the tub support is bent.

NOTE: In some cases, rotating the Tub Support about the leg braces can improve the condition but is not at all a guarantee.

Verify if the tub support is bent by taking the support off, placing it on a level surface and checking for level across the top of the support.



If the tub support is bent, then replace the tub support part no. 21001518.